





















## Visual strategies for spelling

Use some of the following strategies to learn the spellings you have been given.

-  Use a highlighter to highlight any hidden words in your main word.
-  Colour in the word, adding any pictures/symbols to each of the letters to help you remember them.
-  Imagine the letters of the word in your mind. Make them unusual in some way.
-  Colour code the spellings you are learning. Use colours to pick out patterns in the way the words are spelled.
-  Write out the word as many times as you can. Look carefully at it and notice any patterns. Make silent letters stand out, using colour, symbols or pictures.
-  Write the spellings in different colours and display them around the room. Put them at eye height, so they can be easily seen.
-  Design a poster for each spelling, using pictures and lots of colour.








## Auditory strategies for spelling

You may either read the spellings you have been given, or listen to them on tape. Try some of the following strategies to help you learn the spellings.

-  With a partner read the words aloud, paying close attention to the way they sound. Now try reading the words to yourself 'under your breath'. Try exaggerating the sounds.
-  Say the words, breaking them up into chunks or syllables.
-  Say the words, sounding out the silent letters too.
-  Spell out the words, using the names – not sounds – of the letters.
-  Experiment with different ways of saying the words out loud (emphasise different parts of the word, use different voices).
-  Make up a sentence (mnemonic) using each letter of the word to remember the spelling, for example, 'because': **B**ig **E**lephants **C**annot **A**lways **U**se **S**mall **E**ntrances.
-  Use musical instruments to add rhythm or sound to the spelling of the word.
-  Make up a rhyme, rap, song or tune to the spelling.
-  Listen to a tape of the target words and their spellings.
-  Tape yourself spelling out the word, then listen to it to check you have the correct spelling.
-  Sing the spelling.
-  Look at yourself in the mirror while you make the sounds and spellings of the words.
-  In pairs, test each other aloud.

## Kinaesthetic strategies for spelling

Try a few of the following strategies to revise the information you have been given.

-  Go for a walk or move around as you say the spelling out loud.
-  Write out the letters of each spelling on pieces of card, shuffle them up and put them back in order.
-  Using post-it notes, write down each of the spellings. Assemble the notes on the wall, grouping any similar patterns together. How many different ways of grouping the words can you find?
-  With your group spell out the word, using your bodies or any other resources provided to make the letters.
-  Spell out the word, writing it in the air with your hand. As you do this, say the letters out loud.
-  Count the numbers of letters in each word. Then hold that number of fingers as you spell out the word. This will help you check you have included the right number of letters in your spelling.
-  Working in pairs, take it in turns to write the spelling of the word on your partner's back. Your partner has to guess what word you have written.